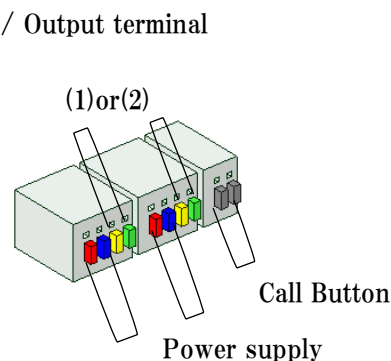
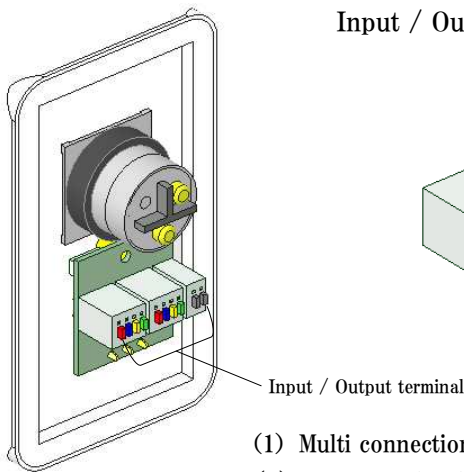
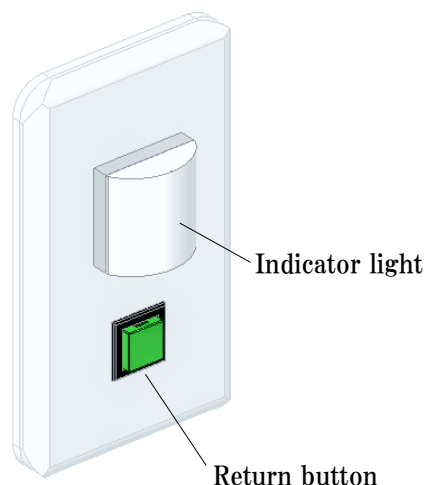


Single room corridor lamp *CCII-LA-S/C* and Peripheral equipment

CCII-LA-S/C

Corridor lamp with return button



- (1) Multi connection when alarm is output
- (2) Individual calling Door phone circuit alone connection

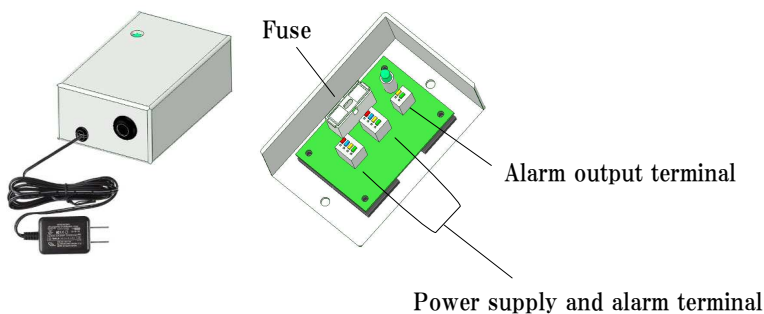
Terminal is a screw-less terminal Cable can be $\Phi 0.4\text{mm} \sim \Phi 0.65\text{mm}$

※ Be sure to connect the cables according to the polarity and terminal name indication.

※ When setting up the intercom, please carefully read the instruction manual of the telephone facility and check the conditions and precautions.

AC adapter type power supply

CCII-AD-PW-B



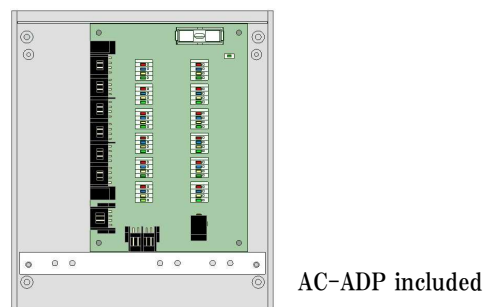
The terminal arrangement is the same as *CCII - LA - S / C*.

Terminal is a screw-less terminal. Cable can be $\Phi 0.4\text{mm} \sim \Phi 0.65\text{mm}$

The number of hallway lights that can be lit at the same time with the AC adapter is 20 pieces.

For relay terminal

CCII-TBOX



Implement 12 circuits for nurse call and 2 circuits for telephone

Installation conditions and specifications

Operating ambient temperature	0 ~ 40 °C	
Operating ambient humidity	25 % ~ 85 % (With no condensation)	
Working voltage	Input voltage AC100 v ~ 240 v	Output voltage DC2.4 V ± 1.0 %
Usable cable	$\phi 0.4 \sim \phi 0.65\text{mm}$	

⚠ CAUTION Do not short circuit the power. Can cause fire or malfunction.

⚠ CAUTION Do not connect the power supply wires to terminal other than those specified. Can so cause fire or malfunction.